

AQA Physics (Combined Science) Unit 6.1: Energy

Required Practical

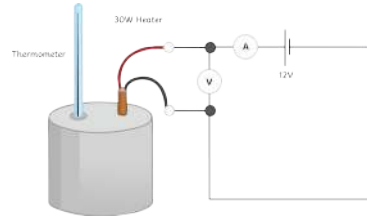
Investigating Specific Heat Capacity

independent variable – material

dependent variable – specific heat capacity

control variables – insulating layer, initial temperature, time taken

$$\Delta E = m \times c \times \Delta\theta$$



Method:

- Using the balance, measure and record the mass of the copper block in kg.
- Wrap the insulation around the block.
- Put the heater into the large hole in the block and the block onto the heatproof mat.
- Connect the power pack and ammeter in series and the voltmeter across the power pack.
- Using the pipette, put a drop of water into the small hole.
- Put the thermometer into the small hole and measure the temperature.
- Switch the power pack to 12V and turn it on.
- Read and record the voltmeter and ammeter readings – during the experiment, they shouldn't change.
- Turn on the stop clock and record the temperature every minute for 10 minutes.
- Record the results in the table.
- Calculate work done and plot a line graph of work done against temperature.

Equations

$$E = \frac{1}{2}mv^2$$

$$E_p = mgh$$

$$E_e = \frac{1}{2}ke^2$$

$$\Delta E = m \times c \times \Delta\theta$$

$$P = \frac{E}{t}$$

$$P = \frac{W}{t}$$

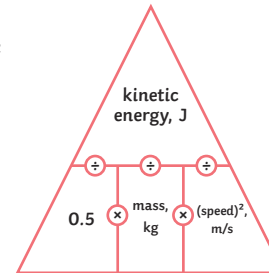
Kinetic and Potential Energy Stores

Movement Energy

kinetic energy = $\frac{1}{2} \times \text{mass} \times \text{speed}^2$

$$E_k = \frac{1}{2}mv^2$$

(J) (kg)(m/s)

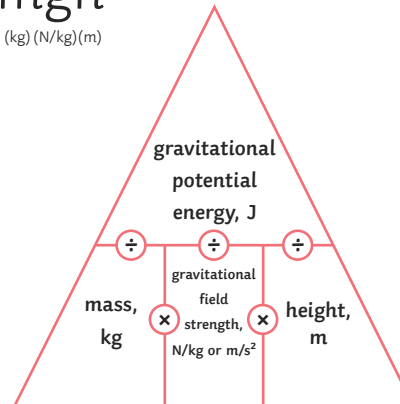


When something is off the ground, it has gravitational potential energy

gravitational potential energy = mass \times gravitational field strength \times height

$$E_p = mgh$$

(J) (kg)(N/kg)(m)



When an object falls, it loses gravitational potential energy and gains kinetic energy.

Stretching an object will give it elastic potential energy.

elastic potential energy = $\frac{1}{2} \times \text{spring constant} \times \text{extension}^2$

$$E_e = \frac{1}{2}ke^2$$

(J) (N)(m)

Transferring Energy by Heating

Heating a material transfers the energy to its thermal energy store - the temperature increases.

E.g. a kettle: energy is transferred to the thermal energy store of the kettle. Energy is then transferred by heating to the water's thermal energy store. The temperature of the water will then increase.

Some materials need more energy to increase their temperature than others.

change in thermal energy = mass \times specific heat capacity \times temperature change

$$\Delta E = m \times c \times \Delta\theta$$

(J) (kg) (J/kg°C) (°C)

Specific heat capacity is the amount of energy needed to raise the temperature of 1kg of a material by 1°C.



Energy Stores and Systems

Energy Stores	
kinetic	Moving objects have kinetic energy.
thermal	All objects have thermal energy.
chemical	Anything that can release energy during a chemical reaction.
elastic potential	Things that are stretched.
gravitational potential	Anything that is raised.
electrostatic	Charges that attract or repel.
magnetic	Magnets that attract or repel.
nuclear	The nucleus of an atom releases energy.

Energy can be transferred in the following ways:

mechanically – when work is done;

electrically – when moving charge does work;

heating – when energy is transferred from a hotter object to a colder object.

Conservation of Energy

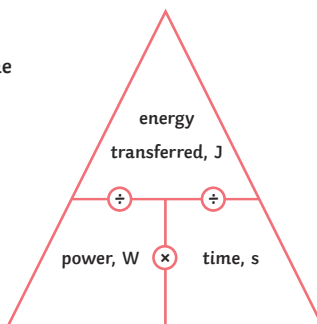
Energy can never be created or destroyed, just transferred from one form to another. Some energy is transferred usefully and some energy gets transferred into the environment. This is mostly wasted energy.

Power

Power is the rate of transfer of energy – the amount of work done in a given time.

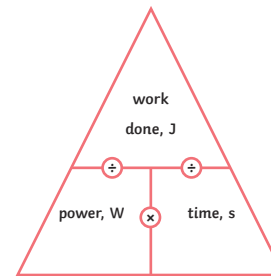
power = energy transferred ÷ time

P (W) = E (J) ÷ t (s)



power = work done ÷ time

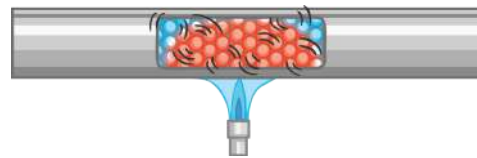
P (W) = W (J) ÷ t (s)



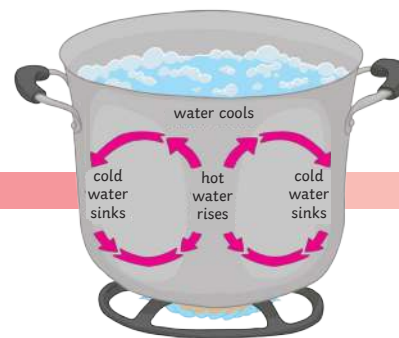
Energy Transfer

Lubrication reduces the amount of friction. When an object moves, there are frictional forces acting. Some energy is lost into the environment. Lubricants, such as oil, can be used to reduce the friction between the surfaces.

Conduction – when a solid is heated, the particles vibrate and collide more, and the energy is transferred.

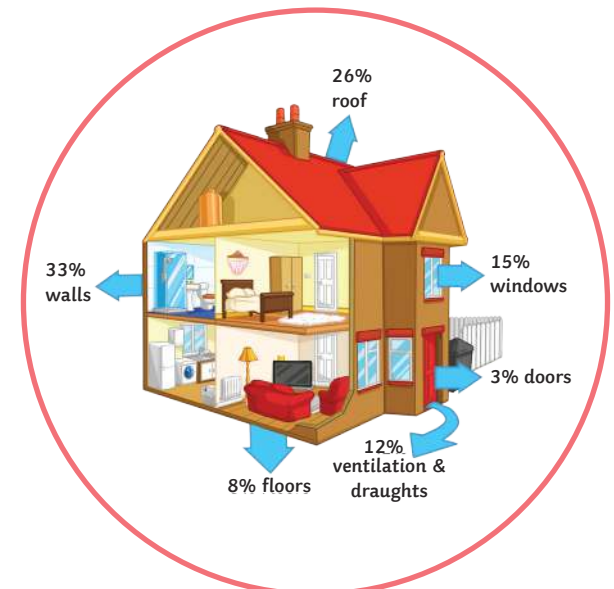


Convection – when a liquid or a gas is heated, the particles move faster. This means the liquid or gas becomes less dense. The denser region will rise above the cooler region. This is a convection current.



Insulation – reduces the amount of heat lost. In your home, you can prevent heat loss in a number of ways:

- thick walls;
- thermal insulation, such as:
- loft insulation (reducing convection);
- cavity walls (reduces conduction and convection);
- double glazing (reduces conduction).

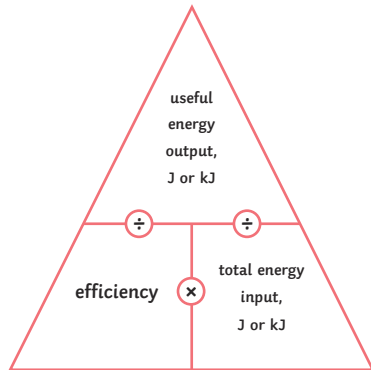


Efficiency

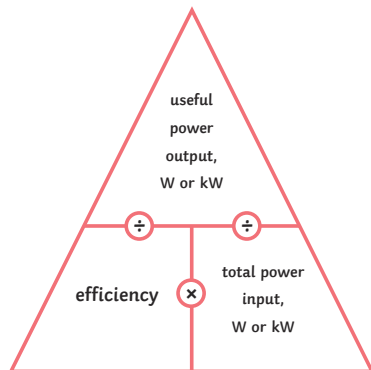
When energy is transferred, some energy is wasted. The less energy that is wasted during the transfer, the more efficient the transfer.

There are two equations to calculate efficiency:

$$\text{efficiency} = \frac{\text{useful output energy transfer}}{\text{total input energy transfer}}$$



$$\text{efficiency} = \frac{\text{useful power output}}{\text{total power input}}$$



Some energy is always wasted. Nothing is 100% efficient.

Efficiency

Non-renewable – coal, oil, gas - they will all run out, they damage the environment, but provide most of the energy.

Renewable – they will never run out, can be unreliable and do not provide as much energy.

Energy Resource	Advantages	Disadvantages
solar – using sunlight	Renewable, no pollution, in sunny countries it is very reliable.	Lots of energy needed to build, only works during the day, cannot increase power if needed.
geothermal – using the energy of hot rocks	Renewable and reliable as the rocks are always hot. Power stations have a small impact on environment.	May release some greenhouse gases and only found in specific places.
wind – using turbines	Renewable, no pollution, no lasting damage to the environment, minimal running cost.	Not as reliable, do not work when there is no wind, cannot increase supply if needed.
hydroelectric – uses a dam	Renewable, no pollution, can increase supply if needed.	A big impact on the environment. Animals and plants may lose their habitats.
wave power – wave powered turbines	Renewable, no pollution.	Disturbs the seabed and habitats of animals. Unreliable.
tidal barrages – big dams across rivers	Renewable, very reliable, no pollution.	Changes the habitats of wildlife, fish can be killed in the turbines.
biofuels	Renewable, reliable, carbon neutral.	High costs, growing biofuels may cause a problem with regards to space, clearance of natural forests.
non-renewable – fossil fuels	Reliable, enough to meet current demand, can produce more energy when there is more demand.	Running out, release CO ₂ , leading to global warming, and also release SO ₂ which causes acid rain.

Trends in energy resources – most of our electricity is generated by burning fossil fuels and nuclear. The UK is trying to increase the amount of renewable energy resources. The governments are aware that non-renewable energy resources are running out; targets of renewable resources have been set. Electric and hybrid cars are also now on the market.

However, changing the fuels we use and building renewable power plants cost money. Many people are against the building of the plants near them and do not want to pay the extra in their energy bills. Hybrid and electric cars are also quite expensive.

